

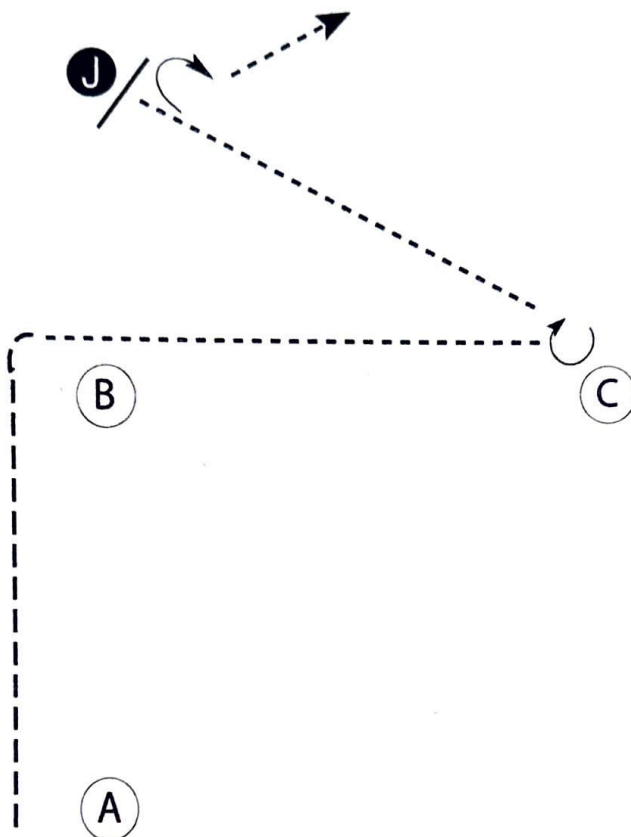
Goldmine - The West Coast Championship

SHOWMANSHIP (ALL W/T CLASSES)

Show Date: 04-05-2024

www.HorseShowPatterns.com

www.HorseShowPatterns.com



Be ready at A.

1. Trot to B.
2. Walk to C.
3. Stop at C.
4. 5/8 turn at C.
5. Walk to judge and set up for inspection.
6. When dismissed 1/4 turn and walk off.

Walk -----

Trot - . - . - .

Back ← — — — — —

Marker (B)

Judge (J)

[S/WT-20]

Pattern Provided by:

Southwest Show Management

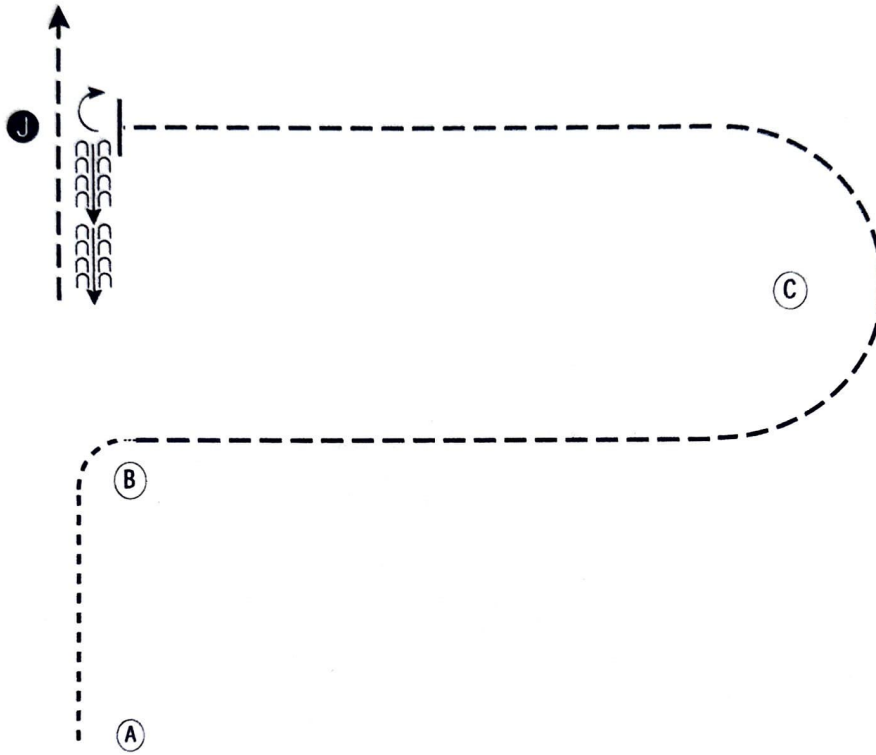
Goldmine - The West Coast Championship

SHOWMANSHIP (NOVICE & MULE)

Show Date: 04-05-2024

www.HorseShowPatterns.com

www.HorseShowPatterns.com



Be ready at A.

1. Walk to and around B.
2. Trot from B around C to the Judge.
3. Stop and set up for inspection.
4. When dismissed perform a 90 degree turn and back until even with C.
5. Trot to the line-up.

Follow the instructions of your ring steward.

Walk	-----
Trot	- - - - -
Back	←
Marker	ⓑ
Judge	●

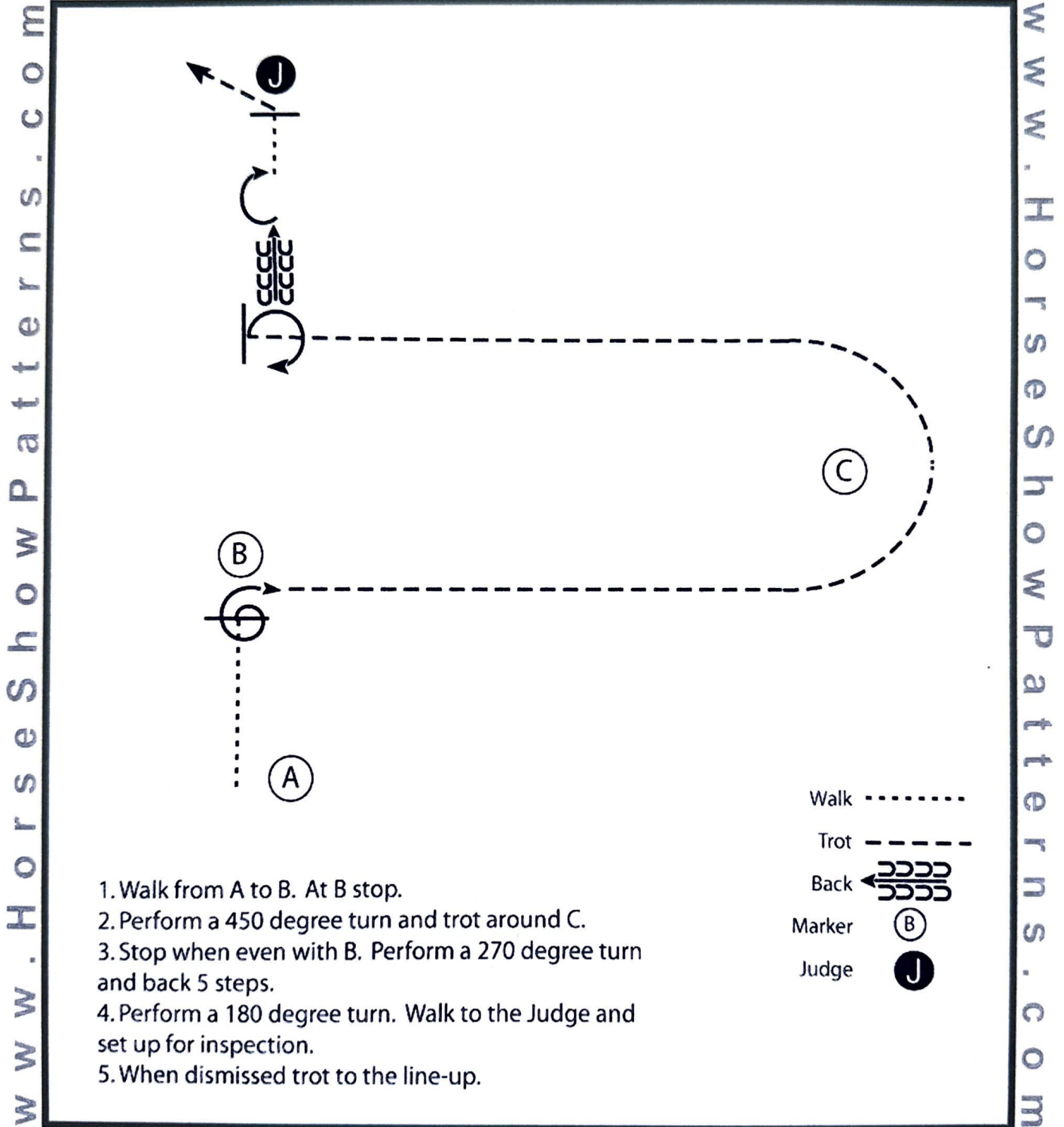
[S/1-28]

Pattern Provided by:
Southwest Show Management

Goldmine - The West Coast Championship

SHOWMANSHIP (YOUTH & AMATEUR)

Show Date: 04-05-2024



[S/3-4]

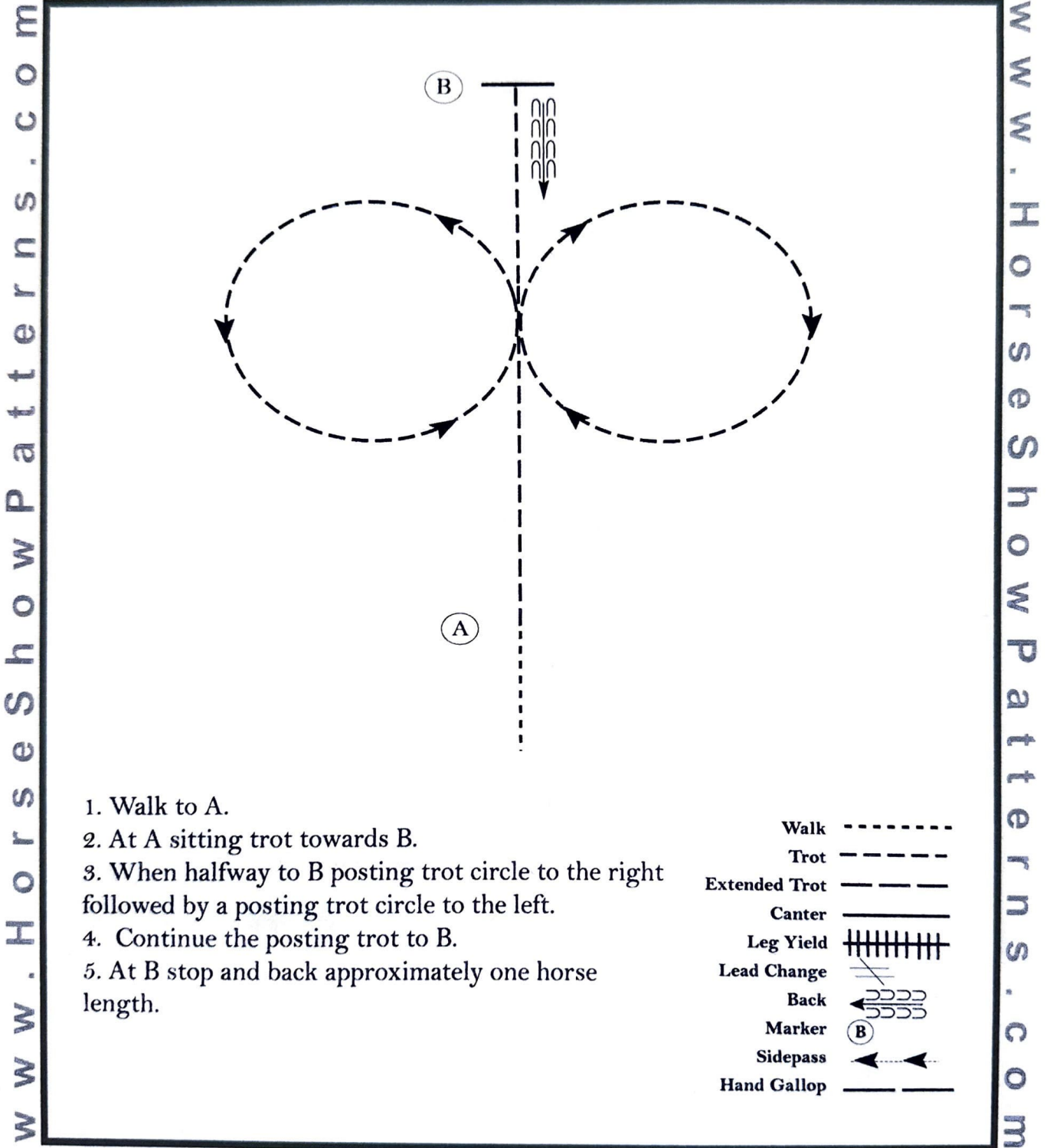
Pattern Provided by:

Southwest Show Management

Goldmine - The West Coast Championship

HUNT SEAT EQUITATION (ALL W/T)

Show Date: 04-05-2024



1. Walk to A.
2. At A sitting trot towards B.
3. When halfway to B posting trot circle to the right followed by a posting trot circle to the left.
4. Continue the posting trot to B.
5. At B stop and back approximately one horse length.

Walk
Trot	-----
Extended Trot	- - - - -
Canter	—————
Leg Yield	
Lead Change	///
Back	←←←←←
Marker	ⓑ
Sidepass	←-----→
Hand Gallop	- - - - -

[HSE/WT-4]

Pattern Provided by:

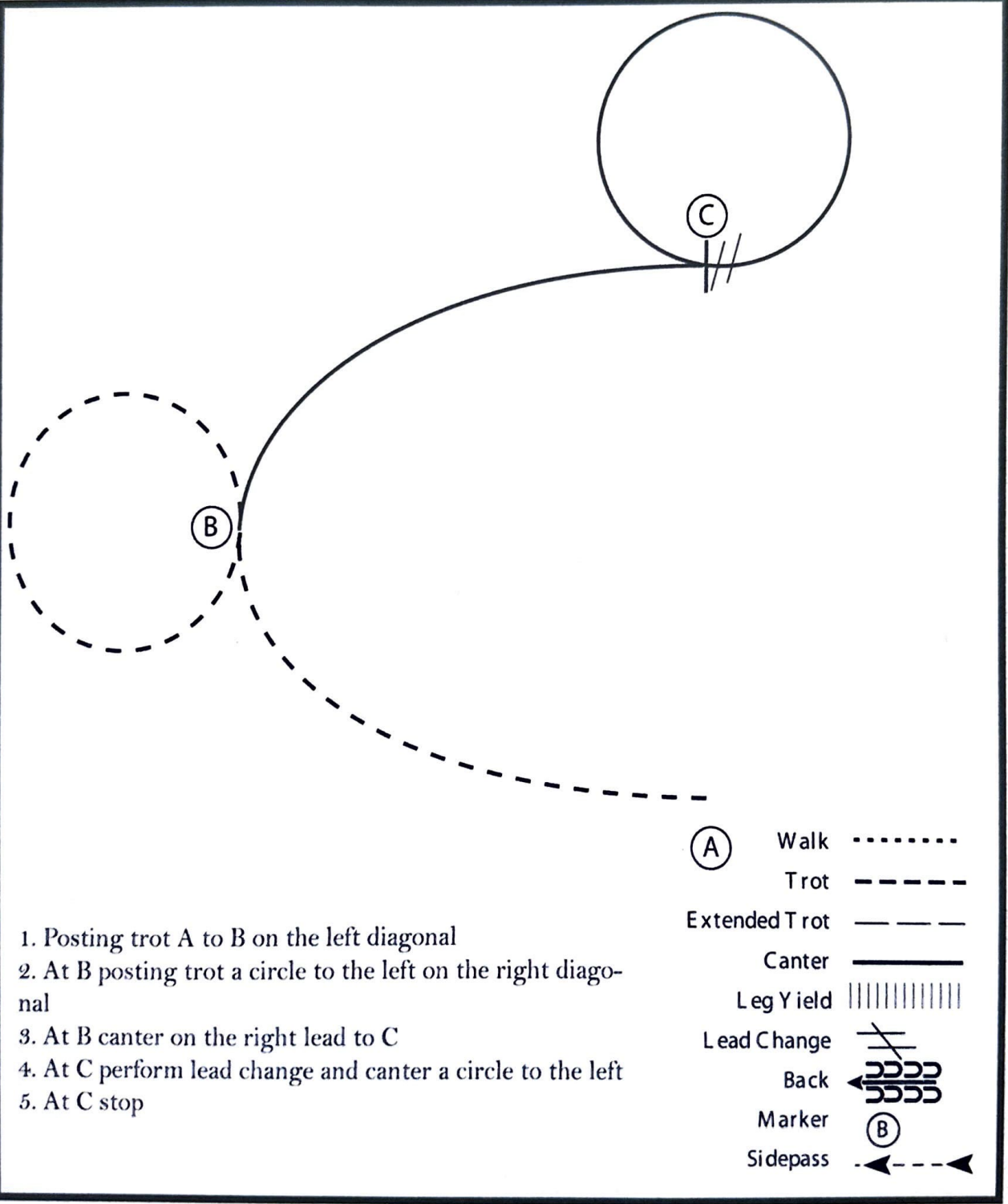
Southwest Show Management

Goldmine - The West Coast Championship

W W W . H O R S E S H O W P A T T E R N S . C O M
 :AT EQ. & MULE ENGLISH EQ (HUNT SEAT EQ. NOVICE - ENG.EQ. ALL Mules
 Show Date: 04-05-2024

W W W . H O R S E S H O W P A T T E R N S . C O M

W W W . H O R S E S H O W P A T T E R N S . C O M



1. Posting trot A to B on the left diagonal
2. At B posting trot a circle to the left on the right diagonal
3. At B canter on the right lead to C
4. At C perform lead change and canter a circle to the left
5. At C stop

- (A) Walk
 - Trot - - - - -
 - Extended Trot - - - - -
 - Canter ————
 - Leg Yield |||||
 - Lead Change ↘
 - Back ←
 - Marker (B)
 - Sidepass ←

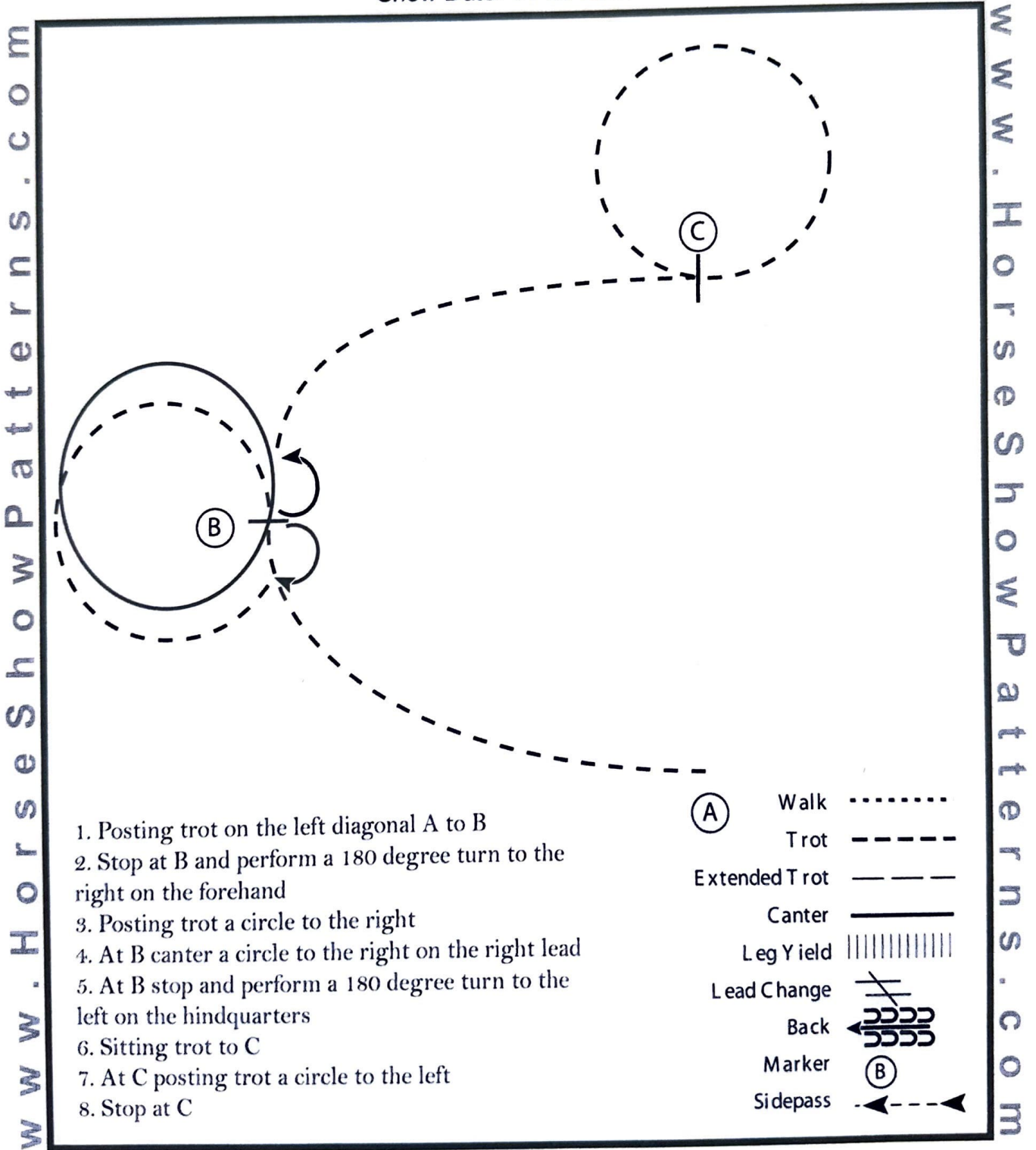
[HSE/2-19]

Pattern Provided by:
Southwest Show Management

Goldmine - The West Coast Championship

HUNT SEAT EQ (YOUTH & AMATEUR)

Show Date: 04-05-2024



[HSE/3-14]

Pattern Provided by:

Southwest Show Management

Goldmine - The West Coast Championship

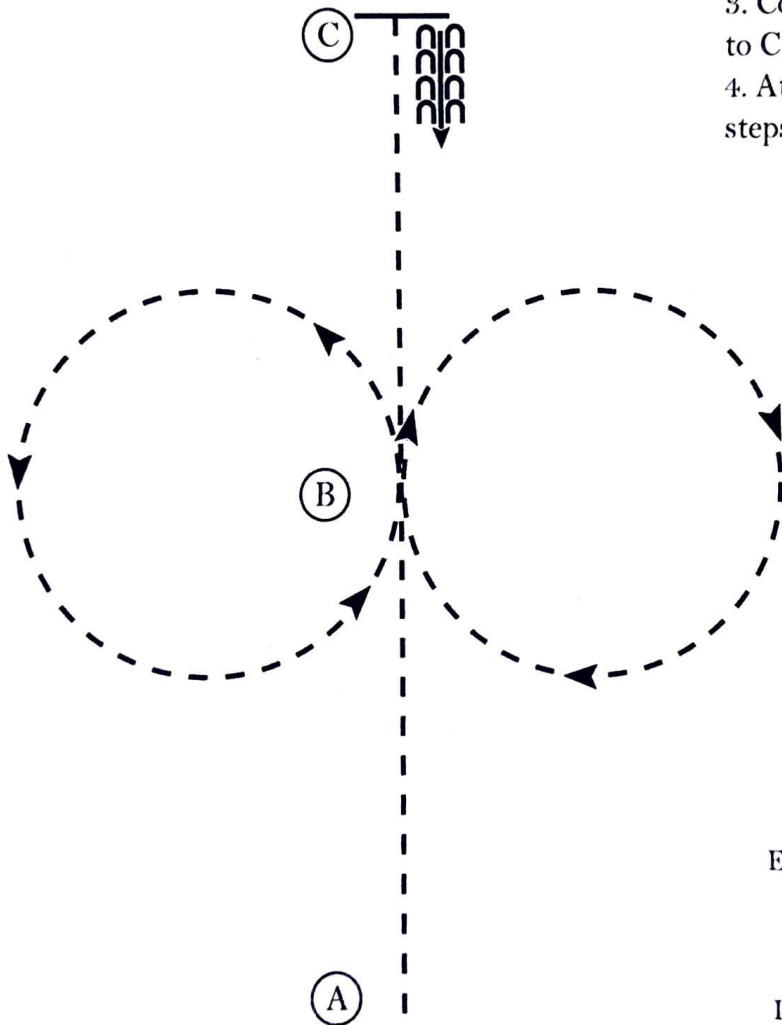
HORSEMANSHIP (All W/T)

Show Date: 04-05-2024

www.HorseShowPatterns.com

www.HorseShowPatterns.com

1. Jog A to B
2. At B perform a figure eight, beginning to the right
3. Continue the jog from B to C
4. At C stop and back 4 steps



- Walk (dotted line)
- Jog - - - - - (dashed line)
- Extended Jog - - - - - (long dashed line)
- Lope ———— (solid line)
- Leg Yield ||||| (vertical bars)
- Lead Change / (diagonal slash)
- Back ← C C C C (left arrow with four 'C's)
- Marker (B) (circle with B)
- Sidepass - - - - - (dashed line with arrow)

[WH/WT-5]

Pattern Provided by:
Southwest Show Management

Goldmine - The West Coast Championship

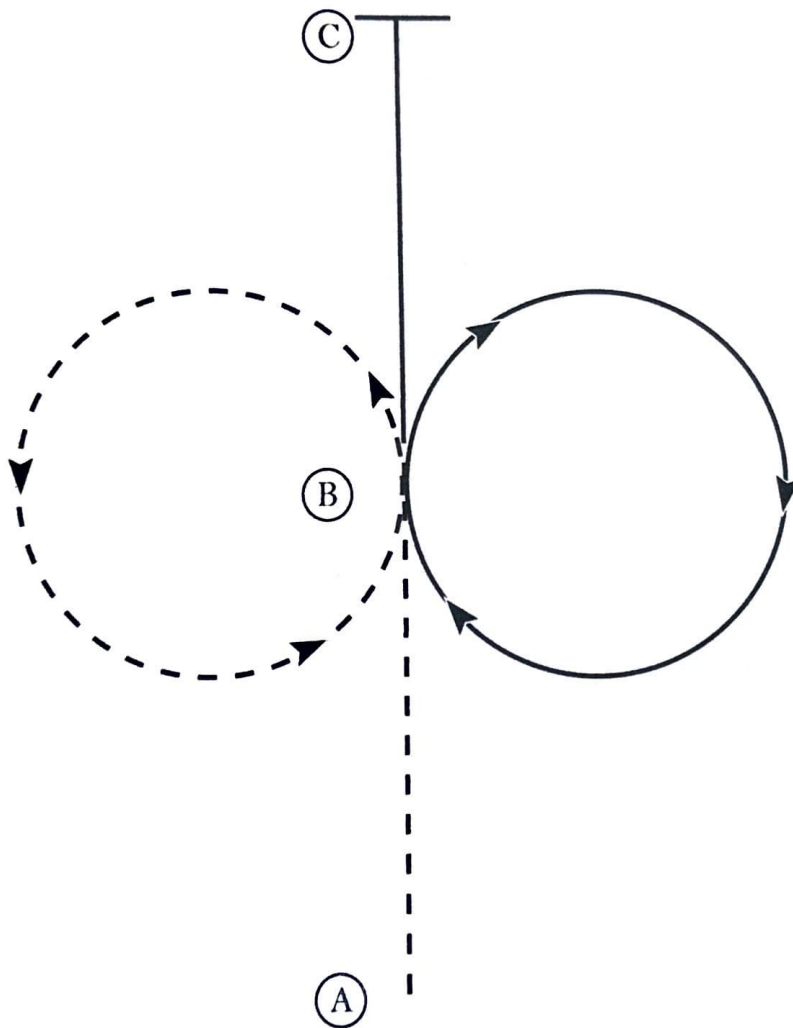
HORSEMANSHIP (ALL NOVICE)




Show Date: 04-05-2024

www.HorseShowPatterns.com

www.HorseShowPatterns.com

1. Jog A to B
2. At B jog a circle to the left
3. At B lope a circle to the right on the right lead
4. Continue the lope to C
5. At C stop



- Walk (dotted line)
- Jog - - - - - (dashed line)
- Extended Jog - - - - - (long dashed line)
- Lope ———— (solid line)
- Leg Yield ||||| (vertical lines)
- Lead Change 
- Back 
- Marker (B) (circle with B)
- Sidepass 

[WH/1-9]

Pattern Provided by:

Southwest Show Management

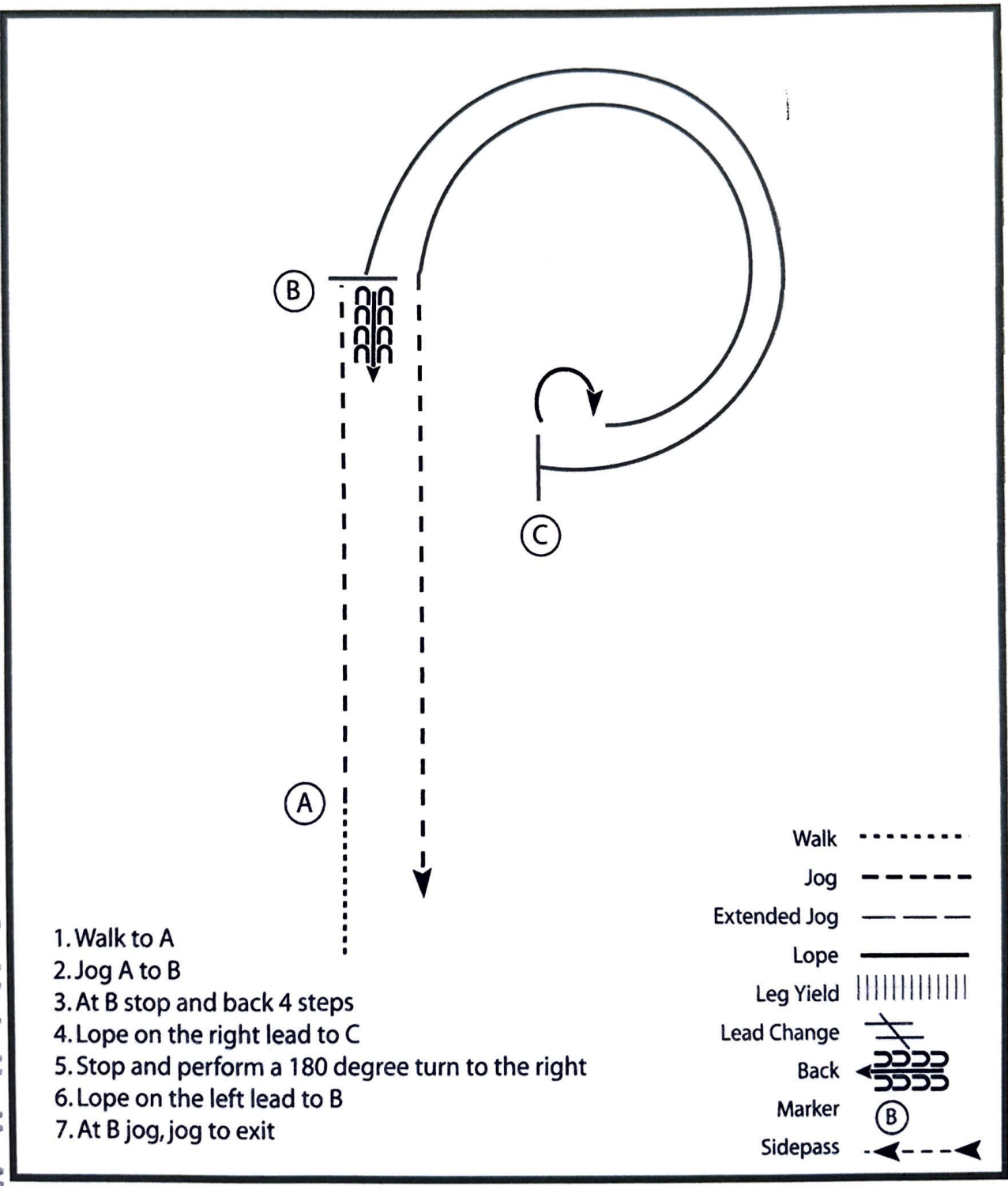
Goldmine - The West Coast Championship

HORSEMANSHIP (YOUTH - AMATEUR - MULE)

Show Date: 04-05-2024

W W W . H o r s e S h o w P a t t e r n s . c o m

W W W . H o r s e S h o w P a t t e r n s . c o m



1. Walk to A
2. Jog A to B
3. At B stop and back 4 steps
4. Lope on the right lead to C
5. Stop and perform a 180 degree turn to the right
6. Lope on the left lead to B
7. At B jog, jog to exit

- Walk (dotted line)
- Jog - - - - - (dashed line)
- Extended Jog - - - - - (long dashed line)
- Lope _____ (solid line)
- Leg Yield ||||| (vertical lines)
- Lead Change (two sets of three curved arrows, one pointing left and one pointing right)
- Back (four sets of three curved arrows pointing left)
- Marker (B) (circle with B)
- Sidepass (dashed line with arrow pointing left)

[WH/2-49]

Pattern Provided by:
Southwest Show Management